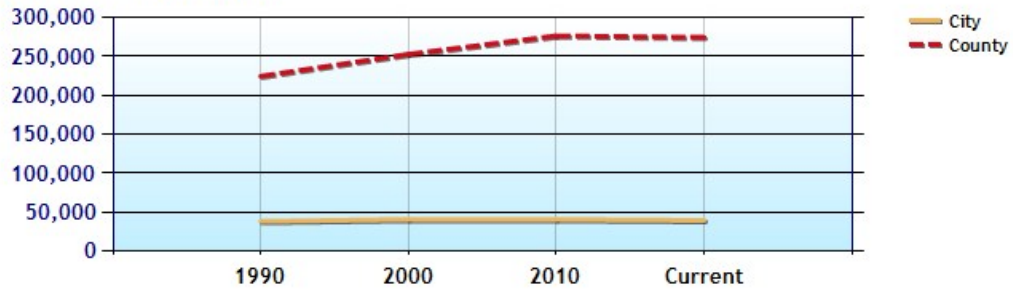
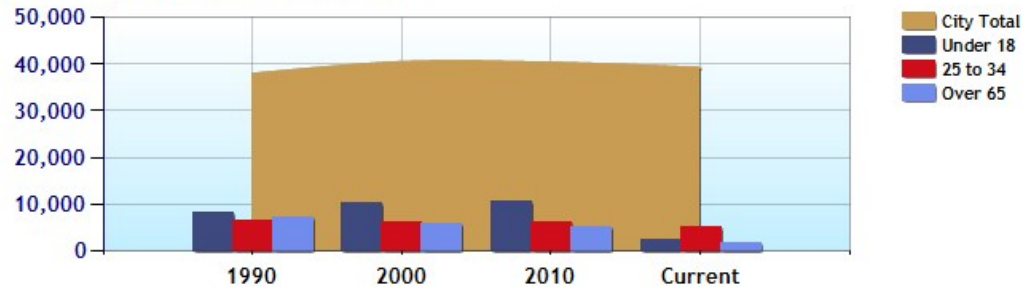


	City	County	State	National
Neighborhood Type	City Neighborhood			
Population	39,260	274,219	8,958,013	321,418,820
Population Density	3,677.4	495.5	1,206.7	88.9
Percent Male	48.3%	48.5%	48.8%	49.2%
Percent Female	51.7%	51.6%	51.3%	50.8%
Median Age	37.0	40.5	39.3	37.4
People per Household	2.4	2.6	2.7	2.6
Median Household Income	\$26,936	\$54,392	\$72,062	\$53,482
Average Income per Capita	\$18,282	\$27,411	\$36,359	\$28,555

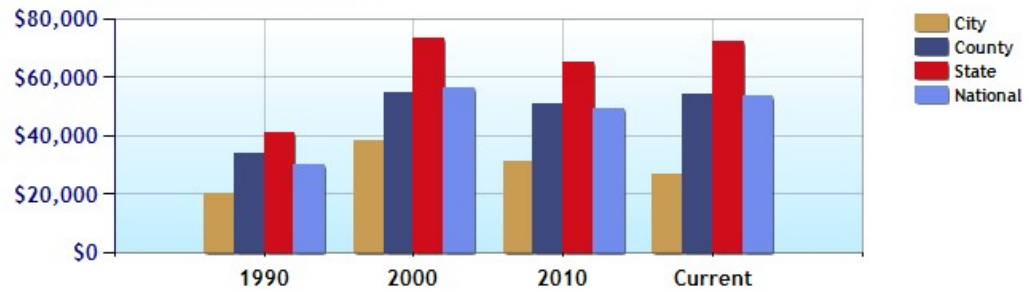
Population - Thirty Year Chart



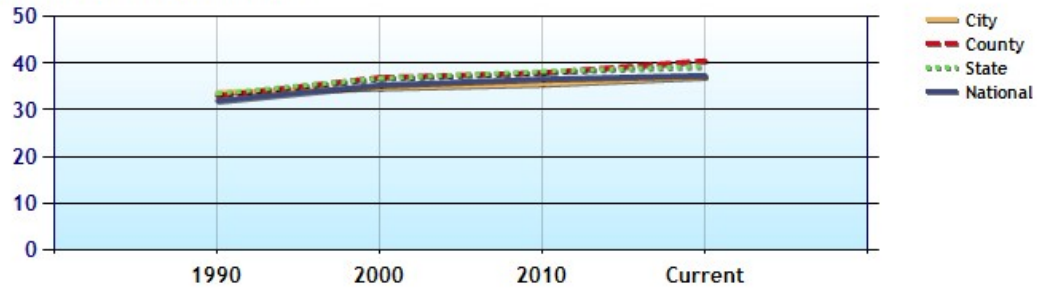
Population Age vs Total - Thirty Year Chart



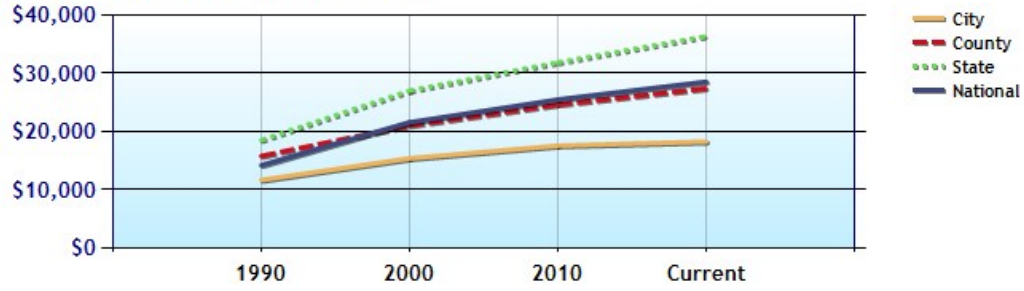
Household Income - Thirty Year Chart



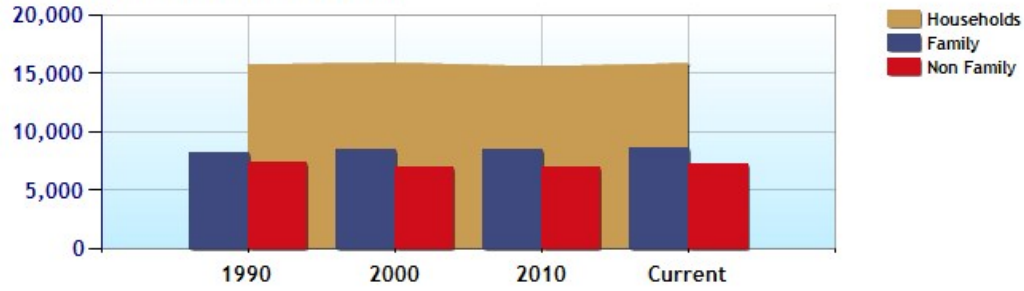
Median Age - Thirty Year Chart



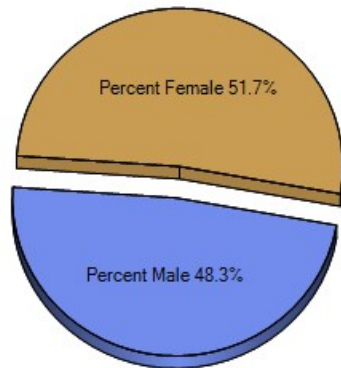
Median Personal Income - Thirty Year Chart



Household Breakdown - Thirty Year Chart



Male/Female Ratio for atlantic city



	City	County	State	National
? High School Graduates	69.2%	84.7%	88.4%	86.3%
? College Degree - 2 year	4.8%	6.7%	6.3%	7.9%
? College Degree - 4 year	15.6%	24.4%	36.4%	29.3%
? Graduate Degree	2.5%	5.7%	10.0%	7.8%
? Expenditures per Student	\$24,368	\$20,267	\$20,060	\$12,383
? Students per Teacher	10.2	12.8	13.4	16.8
? Students per Librarian	812	1,033	628	538
? Students per Guidance Counselor	292	393	344	403

Degree Analysis for atlantic city

