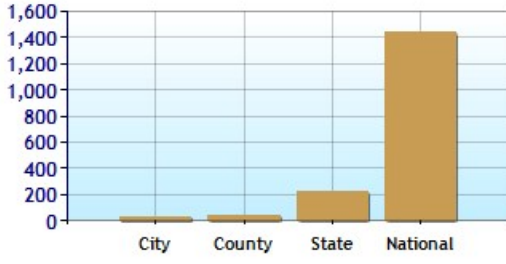
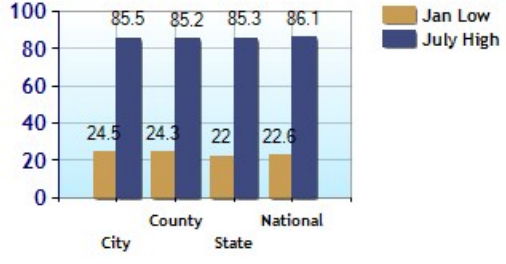


	City	County	State	National
? Altitude	31	46	222	1,443
? Rainfall (inches annually)	43.7	44.3	47.6	39.2
? Snowfall (inches annually)	16.5	17.9	22.4	25.8
? January Avg. Low Temp	24.5	24.3	22.0	22.6
? July Avg. High Temp	85.5	85.2	85.3	86.1
? Days of Precipitation Annually	118	110	113	102
? Days Mostly Sunny Annually	203	205	206	205
? Comfort Index (during hot weather)	46	48	48	54

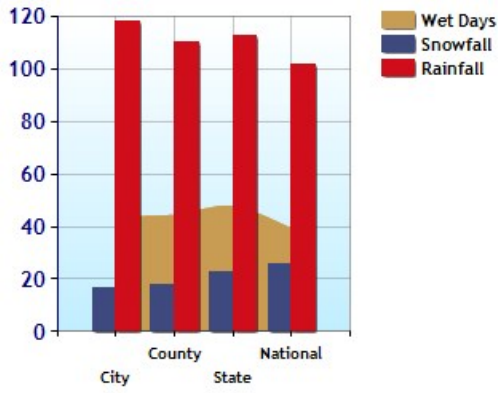
Altitude



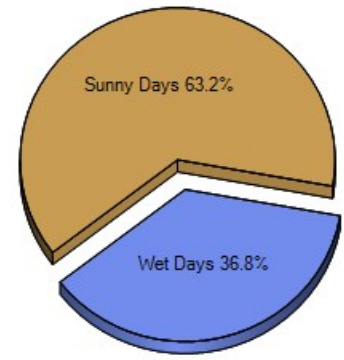
Temperature Extremes



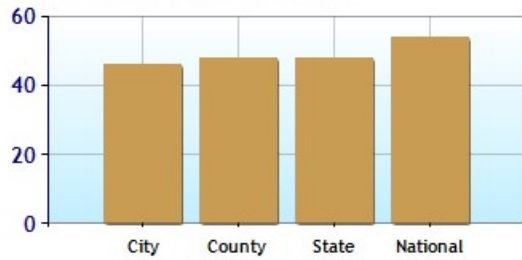
Precipitation Summary



Sunny and Cloudy Days per Annum for northfield

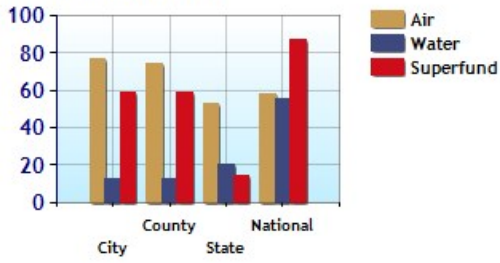


Comfort Index (during hot weather)



	City	County	State	National
? Air Quality	77	74	53	58
? Watershed Quality	13	13	20	55
? Physicians per Capita	226.8	226.8	259.2	209.8
? Health Cost Index	101.1	101.1	103.1	100.0
? Superfund Site Index	59	59	14	87
? UV Index	4.0	4.0	3.8	4.3

Environmental Quality



UV Index

